

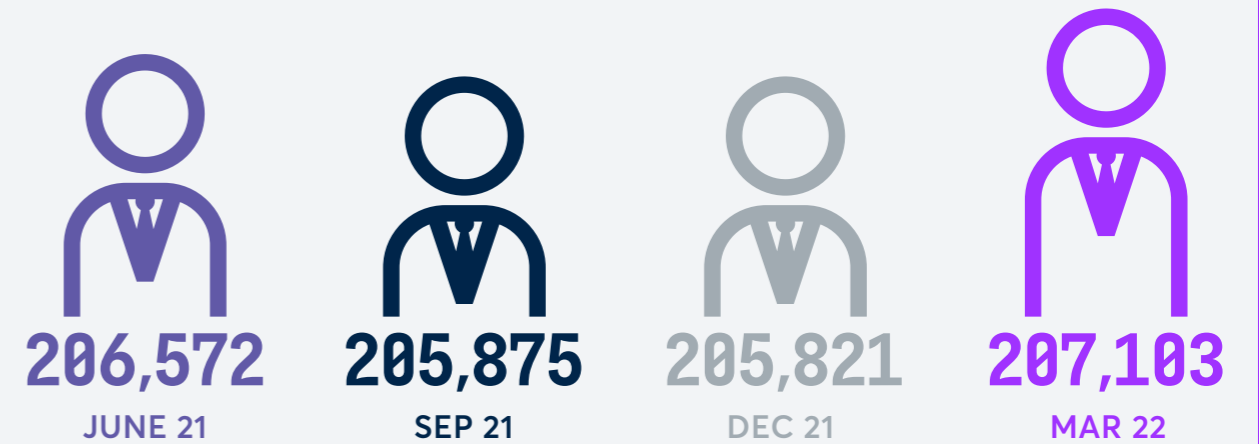
PARRAMATTA ECONOMIC INSIGHTS – MARCH QUARTER 2022

PARRAMATTA

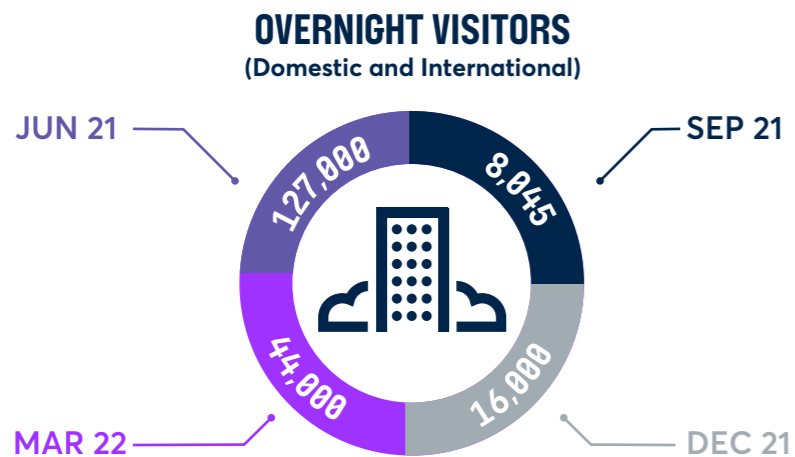
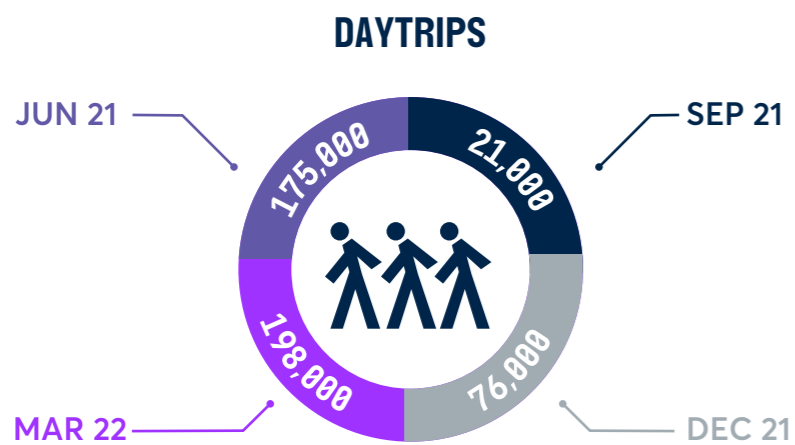
Gross Regional Product in the March 2022 quarter was estimated at \$8.476M, up \$24.9M (0.3%) from the December 2021 quarter. The four quarter GRP to March 2022 was \$33,162M. The quarter total for local jobs was 2.9% higher than that experienced in the same quarter the year before.

JOBS ACTIVITY MAR 2022


Estimated number of jobs in the City of Parramatta.



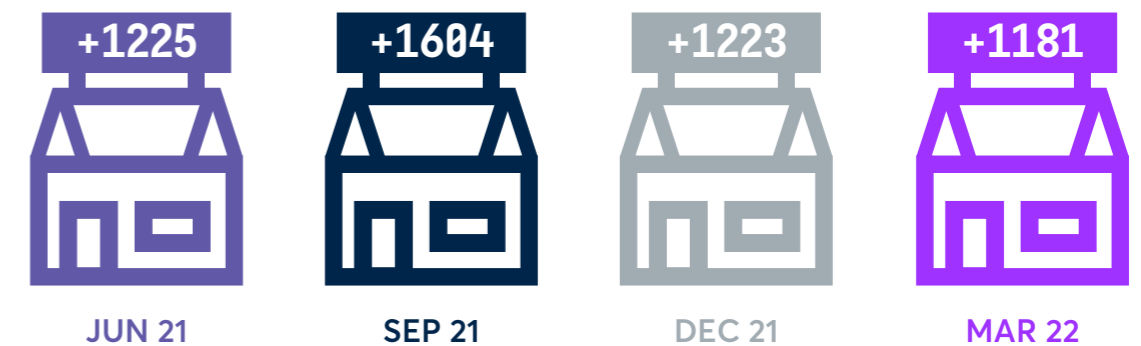
VISITATION TO THE CITY OF PARRAMATTA



GROSS REGIONAL PRODUCT MAR 2022 (\$B – FOUR QUARTER SUM)



NEW GST-REGISTERED BUSINESSES IN THE CITY OF PARRAMATTA



BUILDING APPROVALS VALUE 2022 (\$'000)



Jobs Activity 2021 ('000): Prepared by .id Source: ABR, 2020. Gross Regional Product 2021 (\$B – four quarter sum): Prepared by .id; GRP market prices with indirect taxes Source: NIEIR, 2020. New GST-registered businesses in the City of Parramatta: Prepared by .id Source: ABR, 2020, unpublished. Visitation to the City of Parramatta Sources: Prepared by .id Source: TRA, 2020, unpublished. Value of Building Approvals 2021 (\$M): Prepared by .id Source: ABS Cat 8731.0