

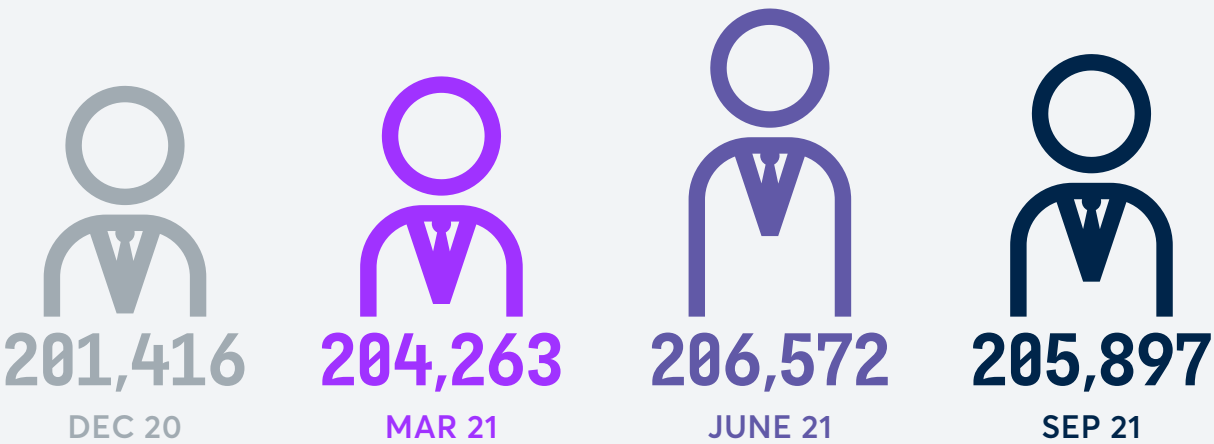
PARRAMATTA ECONOMIC INSIGHTS – SEPTEMBER QUARTER 2021

PARRAMATTA

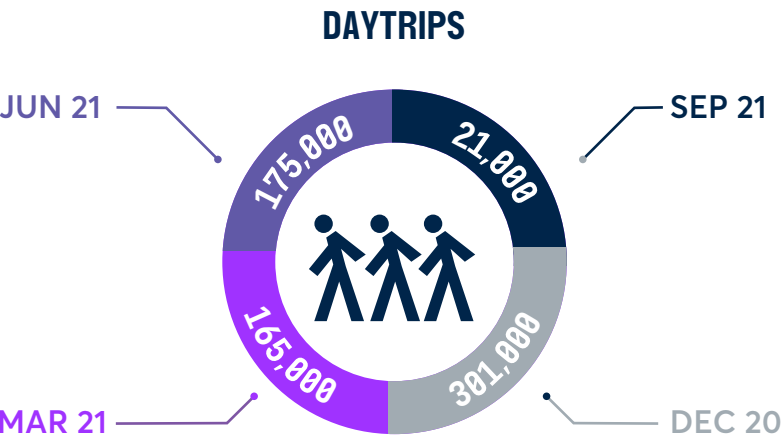
Gross Regional Product (market prices plus indirect taxes) in the September 2021 quarter was estimated at \$7,809M, down \$557.7M (-6.7%) from the June quarter. The four quarter GRP to September 2021 was \$32,581M. The quarter total for local jobs was 4.4% higher than that experienced in the same quarter the year before. Similarly, the quarter total for the value of building approvals was 218.9% higher than that experienced in the same quarter the year before.

JOBS ACTIVITY SEP 2021 ('000)

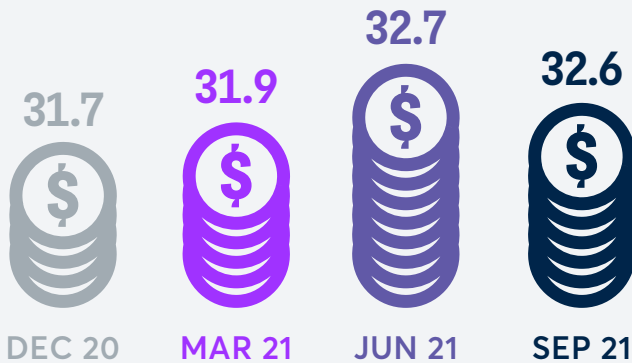
Estimated average number of jobs in the City of Parramatta.



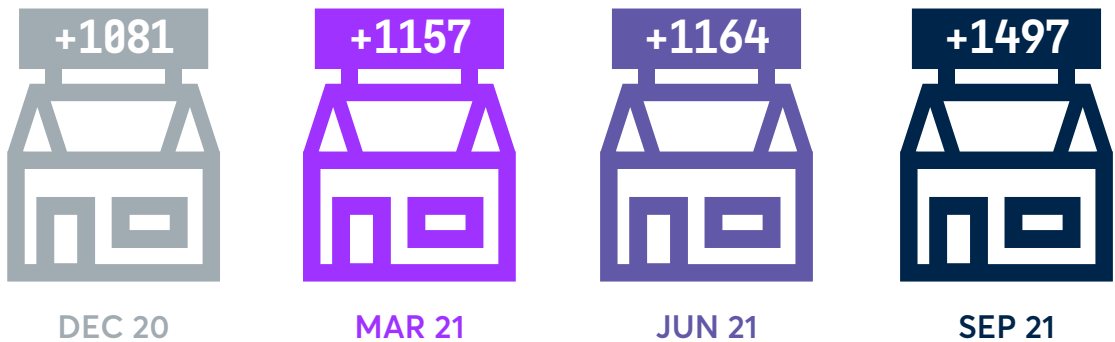
VISITATION TO THE CITY OF PARRAMATTA



GROSS REGIONAL PRODUCT SEP 2021 (\$B – FOUR QUARTER SUM)



NEW GST-REGISTERED BUSINESSES IN THE CITY OF PARRAMATTA



BUILDING APPROVALS VALUE 2021 (\$'000)



Jobs Activity 2021 ('000): Prepared by .id Source: ABR, 2020. Gross Regional Product 2021 (\$B – four quarter sum): Prepared by .id; GRP market prices with indirect taxes Source: NIEIR, 2020. New GST-registered businesses in the City of Parramatta: Prepared by .id Source: ABR, 2020, unpublished. Visitation to the City of Parramatta Sources: Prepared by .id Source: TRA, 2020, unpublished. Value of Building Approvals 2021 (\$M): Prepared by .id Source: ABS Cat 8731.0