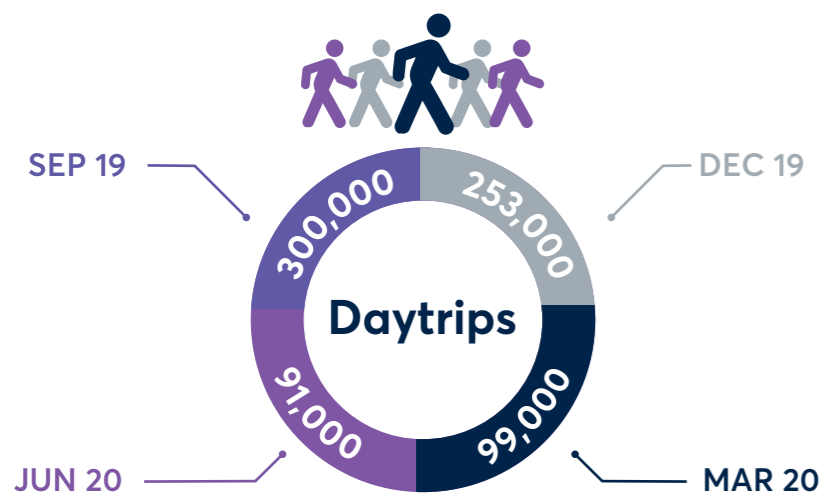


# INVEST PARRAMATTA

Gross Regional Product (market prices plus indirect taxes) in the June 2020 quarter was estimated at \$7,307M, down \$520.4M (-6.6%) from the March quarter. The four quarter GRP to June 2020 was \$30,564M. The quarter total was 2.8% lower than that experienced in the same quarter the year before.

## Visitation to the City of Parramatta




# Parramatta Economic Insight Snapshot – JUNE QUARTER 2020



## Jobs Activity 2020 ('000)


Estimated average number of jobs in the City of Parramatta.



## Gross Regional Product 2020 (\$B – four quarter sum)



## New GST-Registered Businesses in the City of Parramatta



## Building Approvals Value 2020 (\$'000)

